



When adjust Hook timing  $201^\circ$ , some time it is difficult to keep  $201^\circ$  when hand off from Hand Wheel because inside Needle Holder Spring work then machine automatically rotate.


It is better to use following step.



- 1, Set machine around  $180^\circ$
- 2, Use paper clamp for clamp Needle Bar as shown.



- 3, Slowly rotate machine to Hook timing  $201^\circ$ .
- 4, Adjust Hook tip just behind needle center, clearance between Hook tip to Needle is  $0.1 \sim 0.3\text{mm}$



- 5, Take paper clamp off from Needle Bar.

ff

de