



This is oiling point 1. The rail on the rotary hook should be oiled after every 3 or 4 hours of operation. 1 drop





Oiling point #2 is located on the left side of the machine (when facing the machine). Look for the red hole just above the drive shaft. There is also a second location on newer machines located next to oiling point 3. Oil Daily (1 drop after 8 hours of operation.)


Oiling point #3 is located on each side of the machine (2 locations). Look for the groove just behind the head. Select the Auto/Manual button on the control panel. Press the left arrow to move the head to needle 1, and press Set. Oil the location behind the head on this side, then press the right arrow until needle 15 (F) appears and press Set. Now oil the second location shown in the picture. Oil Daily (1 drop after 8 hours of operation in the groove. It will run down to the correct location.)








Oiling Point #4 is located behind the arm front cover. If you go to needle #15, you'll see the cover. In the oblong hole there are 2 wicks to oil. You shouldn't need to remove the cover to lubricate. I drop once a week.




These are 2 of the 3 location for oiling point #5. They should be oiled once a week.




Oiling point 5 has 3 locations. This location is tricky to see. With your machine in #1 needle position, locate the oblong hole in the shiny metal plate. Inside this hole you'll see a cylinder. Turn the knob until you see an indentation. This is where you put a drop of oil once a week.






This is oiling point #6. These are the springs located on the needle bars. You can easily access them from the front. These should be oiled once a week.



This is oiling point #7. It is located just behind the needle plate. This should be oiled once every 3 months.





This is oiling point #8. There are 5 holes located on the needle bar cover. These correspond with 5 felt pads surrounding the needle bars. You should put a drop of oil on these once every 3 months.

TOYOTA

There is a drain plug located on the bottom toward the back. If you oil too much, oil will collect in the bottom of the machine. You should check this every 6 months or so. You can check this by removing the top panel. If you see oil standing in the bottom, open the drain plug and wipe out the remaining oil with a paper towel.

